



KITCHEN



As a corporation,
we deeply know that quality is the life
We have the perfect production equipment

PROFESSIONAL LINE UP

HRP3001G / HRP3001G-WH

30INCH REAR CONTROL GAS RANGE



Technical Details

- Color/Finish: Stainless Steel/Black/White
- Cavity Capacity: 5cu.ft
- Left Front Burner Power:9000BTU
- Left Rear Burner Power:6000BTU
- Right Front Burner Power: 18000BTU
- Right Rear Burner Power: 3500BTU
- Top Element Power: 13500BTU
- Lower Element Power: 18500BTU
- Black Porcelain Oven Interior
- LED Touch Panel
- Accessories: Wire Rack*1
- 6 Rack Position
- With Storage Drawer

Control Panel Details & Features

- Oven Settings:Temp,Cook time, Timer, Lock, Clock, Delay Start
- Cleaning: Steam Clean
- Cooking Modes: Bake,Broil,Keep Warm

Dimensions

- Product Dimension(W*D*H): 29.9"x 27.1"x 46.9-47.9"
- Container load: 84PCS/40HQ

Certifications

- Certifications and Listings : CSA Certified

HRP3001E/HRP3001E- B/HRP3001E-WH

30INCH REAR CONTROL ELECTRIC RANGE



Technical Details

- Color/Finish: Stainless Steel/Black/White
- Cavity Capacity: 5cu.ft
- Left Front Element Power: 2100W
- Left Rear Element Power: 1200W
- Right Front Element Power: 2100W
- Right Rear Element Power: 1200W
- Top Heater Element: 3500W
- Lower Heater Element: 3000W
- Black Porcelain Oven Interior
- LED Touch Panel
- Accessories: Wire Rack*1
- 6 Rack Position
- With Storage Drawer

Control Panel Details & Features

- Oven Settings: Temp, Cook time, Timer, Lock, Clock, Delay Start
- Cleaning: Steam Clean
- Cooking Modes: Bake, Broil, Keep Warm

Dimensions

- Product Dimension(W*D*H): 29.9"x 27.1"x 46.9-47.9"
- Container load: 88PCS/40HQ

Certifications

- Certifications and Listings : CSA Certified

HRP3001ME-S & HRP3001ME-WH

30 INCH REAR CONTROL MECHANICAL ELECTRIC RANGE



HRP3001ME-S



HRP3001ME-WH

Technical Details

- Color/Finish: Stainless Steel/Black/White
- Cavity Capacity: 5cu.ft
- Left Front Element Power: 2100W
- Left Rear Element Power: 1200W
- Right Front Element Power: 2100W
- Right Rear Element Power: 1200W
- Top Heater Element: 3500W
- Lower Heater Element: 3000W
- Black Porcelain Oven Interior
- Mechanical Oven Knob
- Electronic Timer Display
- Accessories: Wire Rack*1
- 6 Rack Position
- With Storage Drawer

Control Panel Details & Features

- Oven Settings: Broil (150-500F)
- Cooking Modes: Broil

Dimensions

- Product Dimension (W*D*H): 29.9"x 27.1"x 46.9-47.9"
- Container load: 88PCS/40HQ

Certifications

- Certifications and Listings : CSA Certified

HRC3001E

30INCH REAR CONTROL COIL ELECTRIC RANGE



Technical Details

- Color/Finish: Stainless Steel/Black/White
- Cavity Capacity: 5cu.ft
- Left Front Element Power: 1250W
- Left Rear Element Power: 2100W
- Right Front Element Power: 2100W
- Right Rear Element Power: 1250W
- Top Heater Element: 3500W
- Lower Heater Element: 3000W
- Black Porcelain Oven Interior
- LED Touch Panel
- Accessories: Wire Rack*1
- 6 Rack Position
- With Storage Drawer

Control Panel Details & Features

- Oven Settings: Temp, Cook time, Timer, Lock, Clock, Delay Start
- Cleaning: Steam Clean
- Cooking Modes: Bake, Broil, Keep Warm

Dimensions

- Product Dimension(W*D*H): 29.9"x 27.1"x 46.9-47.9"

Certifications

- Certifications and Listings : CSA Certified
- Container load: 88PCS/40HQ

Optional:

- Convection Fan
- Mechanical Control

HRC3001E- M/HRC3001E-MW

30 INCH REAR CONTROL COIL ELECTRIC RANGE



Technical Details

- Color/Finish: Stainless Steel/Black/White
- Cavity Capacity: 5cu.ft
- Left Front Element Power: 1250W
- Left Rear Element Power: 2100W
- Right Front Element Power: 2100W
- Right Rear Element Power: 1250W
- Top Heater Element: 3500W
- Lower Heater Element: 3000W
- Black Porcelain Oven Interior
- Mechanical Oven Knob
- Accessories: Wire Rack*1
- 6 Rack Position
- With Storage Drawer

Control Panel Details & Features

- Oven Settings: Broil(150-500F)
- Cooking Modes: Broil

Dimensions

- Product Dimension(W*D*H): 29.9"x 27.1"x 46.9-47.9"

Certifications

- Certifications and Listings : CSA Certified
- Container load: 88PCS/40HQ

Optional:

- Convection Fan
- Mechanical Control

HFP2401G

24INCH FRONT CONTROL GAS RANGE



Technical Details

- Color/Finish: Stainless Steel/Black/White
- Cavity Capacity: 3.7cu.ft
- Left Front Burner Power:9000BTU
- Left Rear Burner Power:9000BTU
- Right Front Burner Power: 18000BTU
- Right Rear Burner Power: 3500BTU
- Top Element Power: 10000BTU
- Lower Element Power: 12000BTU
- Black Porcelain Oven Interior
- Mechanical Control
- Accessories: Wire Rack*1
- 6 Rack Position

Control Panel Details & Features

- Oven Settings:Temp
- Cleaning: Manual Clean
- Cooking Modes: Bake,Broil

Dimensions

- Product Dimension(W*D*H):23 7/8"x 25 7/8"x 36-37"
- Certifications and Listings : CSA Certified
- Container load: 96PCS/40HQ

- Convection Fan Optional
- Drawer Optional

HFP2401E

24INCH FRONT CONTROL ELECTRIC RANGE



Technical Details

- Color/Finish: Stainless Steel/Black/White
- Cavity Capacity: 3.7cu.ft
- Left Front Element Power: 2100W
- Left Rear Element Power: 1200W
- Right Front Element Power: 1200W
- Right Rear Element Power: 2100W
- Top Heater Element: 3000W
- Lower Heater Element: 2700W
- Black Porcelain Oven Interior
- Mechanical Control
- Accessories: Wire Rack*1
- 6 Rack Position

Control Panel Details & Features

- Oven Settings: Temp
- Cleaning: Manual Clean
- Cooking Modes: Bake, Broil

Dimensions

- Product Dimension(W*D*H): 23 7/8"x 25 7/8"x 36-37"
- Certifications and Listings : CSA Certified
- Container load: 96PCS/40HQ

- Convection Fan Optional
- Drawer Optional

HFC2401E

24INCH FRONT CONTROL COIL ELECTRIC RANGE



Technical Details

- Color/Finish: Stainless Steel/Black/White
- Cavity Capacity: 3.7cu.ft
- Left Front Element Power: 1250W
- Left Rear Element Power: 1250W
- Right Front Element Power: 2100W
- Right Rear Element Power: 1250W
- Top Heater Element: 3000W
- Lower Heater Element: 2700W
- Black Porcelain Oven Interior
- Mechanical Control
- Accessories: Wire Rack*1
- 6 Rack Position

Control Panel Details & Features

- Oven Settings: Temp
- Cleaning: Manual Clean
- Cooking Modes: Bake, Broil

Dimensions

- Product Dimension(W*D*H): 23 7/8"x 25 7/8"x 36-37"
- Certifications and Listings : CSA Certified
- Container load: 96PCS/40HQ

- Convection Fan Optional
- Drawer Optional

HFI2401E

24INCH FRONT CONTROL INDUCTION RANGE



Technical Details

- Color/Finish: Stainless Steel/Black/White
- Cavity Capacity: 3.7cu.ft
- Left Front Element Power: 3200W
- Left Rear Element Power: 1500W
- Right Front Element Power: 1500W
- Right Rear Element Power: 2100W
- Top Heater Element: 3000W
- Lower Heater Element: 2700W
- Black Porcelain Oven Interior
- Mechanical Control
- Accessories: Wire Rack*1
- 6 Rack Position

Control Panel Details & Features

- Oven Settings: Temp
- Cleaning: Manual Clean
- Cooking Modes: Bake, Broil

Dimensions

- Product Dimension(W*D*H): 23 7/8"x 25 7/8"x 36-37"
- Certifications and Listings : CSA Certified
- Container load: 96PCS/40HQ

- Convection Fan Optional
- Drawer Optional

HFP3001G

30 INCH FRONT CONTROL GAS RANGE



Technical Details

- Color/Finish: Stainless Steel/Black/White
- Cavity Capacity: 5cu.ft
- Left Rear Burner Power: 6000BTU
- Right Front Burner Power: 18000BTU
- Right Rear Burner Power: 3500BTU
- Top Element Power: 13500BTU
- Lower Element Power: 18500BTU
- Black Porcelain Oven Interior
- LED Touch Panel
- Accessories: Wire Rack*1
- 6 Rack Position
- With Storage Drawer

Control Panel Details & Features

- Oven Settings: Temp, Cook time, Timer, Lock, Clock, Delay Start
- Cleaning: Steam Clean
- Cooking Modes: Bake, Broil(Hi/Lo), Keep Warm

Dimensions

- Product Dimension(W*D*H): 29.9"x 27.1"x 37.7-38.7"
- Container load: 84PCS/40HQ

Certifications

- Certifications and Listings : CSA Certified

HFP3001E

30INCH FRONT CONTROL ELECTRIC RANGE



Technical Details

- Color/Finish: Stainless Steel/Black/White
- Cavity Capacity: 5cu.ft
- Left Front Element Power: 2100W
- Left Rear Element Power: 1200W
- Right Front Element Power: 2100W
- Right Rear Element Power: 1200W
- Top Heater Element: 3500W
- Lower Heater Element: 3000W
- Black Porcelain Oven Interior
- LED Touch Panel
- Accessories: Wire Rack*1
- 6 Rack Position
- With Storage Drawer

Control Panel Details & Features

- Oven Settings: Temp, Cook time, Timer, Lock, Clock, Delay Start
- Cleaning: Steam Clean
- Cooking Modes: Bake, Broil (Hi/Lo), Keep Warm

Dimensions

- Product Dimension (W*D*H): 29.9"x 27.1"x 36-37"
- Container load: 84PCS/40HQ

Certifications

- Certifications and Listings : CSA Certified

HFI3001E

30INCH FRONT CONTROL INDUCTION RANGE



Technical Details

- Color/Finish: Stainless Steel/Black/White
- Cavity Capacity: 5cu.ft
- Left Front Element Power: 2700W
- Left Rear Element Power: 2000W
- Right Front Element Power: 2000W
- Right Rear Element Power: 3700W
- Top Heater Element: 3500W
- Lower Heater Element: 3000W
- Convection Fan*1
- Black Porcelain Oven Interior
- LED Touch Panel
- Accessories: Wire Rack*1, Air Fryer Tray*1
- 6 Rack Position
- With Storage Drawer

Control Panel Details & Features

- Oven Settings: Temp, Cook time, Timer, Lock, Clock, Delay Start
- Cleaning: Steam Clean
- Cooking Modes: Bake, Broil (Hi/Lo), Keep Warm

Dimensions

- Product Dimension (W*D*H): 29.9"x 27.1"x 36-37"
- Container load: 84PCS/40HQ

Certifications

- Certifications and Listings : CSA Certified

HFP3601FG

36 INCH FRONT CONTROL GAS RANGE



Technical Details

- Color/Finish: Stainless Steel
- Cavity Capacity: 6cu.ft
- Left Front Burner Power: 18000BTU
- Left Rear Burner Power: 6000BTU
- Right Front Burner Power: 22000BTU(Dual)
- Right Rear Burner Power: 3500BTU
- Middle Front Burner Power: 9000BTU
- Middle Rear Burner Power: 9000BTU
- Top Element Power: 13500BTU
- Lower Element Power: 18500BTU
- Black Porcelain Oven Interior
- LED Touch Panel
- Accessories: Wire Rack*1, Air Fryer Tray*1
- 6 Rack Position
- With Storage Drawer

Control Panel Details & Features

- Oven Settings: Temp, Cook time, Timer, Lock, Clock, Delay Start
- Cleaning: Steam Clean
- Cooking Modes: Bake, Broil, Keep Warm

Dimensions

- Product Dimension(W*D*H): 36"x 27.1"x 37.7-38.7"
- Container load: 70PCS/40HQ

Certifications

- Certifications and Listings : CSA Certified

HFP3601FE

36 INCH FRONT CONTROL ELECTRIC RANGE



Technical Details

- Color/Finish: Stainless Steel
- Cavity Capacity: 6cu.ft
- Left Front Element Power: 2100W
- Left Rear Element Power: 1200W
- Right Front Element Power: 1500W
- Right Rear Element Power: 1200W
- Middle Element Power: 3000W(Dual)
- Top Heater Element: 3500W
- Lower Heater Element: 3000W
- Black Porcelain Oven Interior
- LED Touch Panel
- Accessories: Wire Rack*1, Air Fryer Tray*1
- 6 Rack Position
- With Storage Drawer

Control Panel Details & Features

- Oven Settings: Temp, Cook time, Timer, Lock, Clock, Delay Start
- Cleaning: Steam Clean
- Cooking Modes: Bake, Broil, Keep Warm

Dimensions

- Product Dimension(W*D*H): 36"x 27.1"x 36-37"
- Container load: 70PCS/40HQ

Certifications

- Certifications and Listings : CSA Certified

HEW3001

30" Electric Single Wall Oven



Key Spec

- Outside(Max.) Dimension: 30"W*24.8"D*29.29"H
- Cut-out Dimension: 28.54"W*24"D*27.56"H
- Fuel type:Electric
- Color:stainless steel and glass finish
- Construction: built-in

Controls

- **Touch glass control panel**

Oven Cavity

- Oven capacity :**5.0 Cu. Ft.**
- Oven color : **Blue enamel oven interior**
- Power Ratings: 3800W
- Top Heater Power(Broil Element) :3500W
- Lower Heater Power(Bake Element):3000W
- Oven light qty :1, rear
- 2 chrome plated racks including a Gliding Rack
- 6 Rack positions
- Bake: 150°F-550°F
- Convection Bake:150°F-550°F
- Convection Roast:150°F-550°F
- Broil: Low-High

Convenience

- Self-Cleaning
- Temperature Probe
- Broil Element
- Hidden Bake Element
- Delay Start
- Child Safety Lock
- Warming mode
- Kitchen Timer

CSA certificate

Technical Information

- Voltage :240V 20A,
Frequency : 60HZ
- Certificate : CSA Accessories
- 2 pcs Oven Rack(including 1
gliding rack) , 1pc Broil pan ,
1pc Bake pan cover

Container Load

- Package Dimension:
117pcs/40HQ
- Shipping Dimension (W x H x
D)
34 5/16" x 32 5/8" x29 5/16"

TMW30ED

30 INCH MICROWAVE WALL OVEN COMBO



Technical Details

- Fuel Type: Electric
- Construction: Built in
- Color: Stainless Steel
- Voltage: 240V 35A
- Frequency(Hz): 60Hz
- Cavity Capacity: 1.6cu.ft. (Top Microwave) +5cu.ft. (Bottom Oven)
- Controls Type: LCD+ dot matrix display

Microwave Oven Cavity

- Turntable
- LED Light: LED 2W
- Microwave power: 950W
- Microwave level:10 levels
- Top Heater Element: 1700W
- Lower Heater Element: 600W
- Convection Element: 1700W
- Cooking Program: Sensor Cook/Sensor Reheat/Soften
Melt/Defrost/Popcorn/Beverage/Conv Model/Air Fry/Broil

Oven Cavity

- Upper heating pipe: 35000W
- Lower heating pipe: 3000W
- Convection Element: 800W
- Oven Rack: 2
- Airfry Basket: 1
- Baking Pan: 1
- Meat Probe: 1
- Halogen Light: 40W
- Blue Enamel Cavity
- Cleaning: Self-cleaning
- Cooking Program: Bake/Broil(Hi Lo)/Proof/Conv Bake/Conv Roast/Keep Warm/Air Fry/Pizza/


Dimensions

- Product Dimensions(Inch): W30*H42 1/2*D24inch
- Cut-Out: 28 5/8*41 7/8*24
- Container load: 84PCS/40HQ

- **Certificate:** CSA

TMW30ED-I

30 INCH MICROWAVE WALL OVEN COMBO



Technical Details

- Fuel Type: Electric
- Construction: Built in
- Color: Black Glass
- Voltage: 240V 35A
- Frequency(Hz): 60Hz
- 1.6cu.ft. (Top Microwave) +5cu.ft. (Bottom Oven)
- Controls Type: LCD screen

Microwave Oven Cavity

- Turntable
- LED Light
- Microwave Power: 950W
- Microwave Level: 10 levels
- Stainless Steel Cavity
- Microwave Cooking Program: Soften Melt/Defrost/Reheat/Popcorn/Beverage/Potato

Oven Cavity

- Top Heater Element: 3500W
- Lower Heater Element: 3000W
- Convection Element: 800W
- Oven Rack: 2
- Airfry Basket: 1
- Baking Pan: 1
- Meat Probe: 1
- Halogen Light: 40W
- Grey Enamel Cavity
- Cleaning: Self-cleaning
- Oven Cooking Program: Bake/Broil(Hi Lo)/Proof/Conv Bake/Conv Roast/Keep Warm/Air Fry/Pizza
- Power Cord Length: 55inch

Dimensions

- Product Dimensions(Inch): W30*H42 1/2*D24inch(Dimensions excluding the size of the oven door)
- 40"HQ loaded: 84 pcs

Certificate: CSA

TEW30ED

30 INCH PROFESSIONAL DOUBLE WALL OVEN



Technical Details

- Fuel Type: Electric
- Construction: Built in
- Color: Stainless Steel
- Voltage: 240V 35A
- Frequency(Hz): 60Hz
- Cavity Capacity: 5.0 cu.ft+5.0 cu.ft
- Controls Type: TFT touch screen

Details(Upper oven/Lower oven)

- Blue Enamel Cavity
- Self Cleaning
- True Convection Fan
- Upper Oven Wattage: 4300W
- Lower Oven Wattage: 4300W
- Cooking Modes: Bake/Convection Bake/Multi-Rack Bake/Broil/Convection Roast/Warm/Pizza/Proof/Recipe/
- Oven Settings: Delay Bake/Delay Start, Proofing Mode, Sabbath Mode
- Oven light: 40W
- Power Cord Length: 55inch

Dimensions

- Product Dimensions(Inch): 30"W*25 1/8"D*51 1/8"H
- Cut-Out: 28 1/2"Wx24 " Dx49 1/2 "H
- Container load: 42PCS/40HQ

AEW30ED

30 INCH DOUBLE WALL OVEN



Technical Details

- Fuel Type: Electric
- Construction: Built in
- Color: Stainless Steel
- Voltage: 240V 35A
- Frequency(Hz): 60Hz
- Cavity Capacity: 5.0 cu.ft+5.0 cu.ft
- Controls Type: LCD touch screen with touch buttons

Details(Upper oven/Lower oven)

- Blue Enamel Cavity
- Self Cleaning
- True Convection Fan
- Top Element Power:3500W
- Lower Element Power:3000W
- Convection Element Power:800W
- Cooking Modes(upper&lower): Bake/Conv Bake/Air Fry/Broil/Conv Roast/Keep warm/Pizza/Proof
- Oven Settings: Delay Start/Clock/Cook Time/Timer/Sabbath mode/Light
- Oven light: 40W
- Power Cord Length: 55inch
- Accessory: Air Fry Basket/Oven Rack/Baking Sheet/Food Probe

Dimensions

- Product Dimensions(Inch): 30"W*25 1/8"D*51 1/8"H
- Cut-Out: 28 1/2"Wx24 " Dx49 1/2 "H
- Container load: 42PCS/40HQ

TEW30ES

30 INCH PROFESSIONAL SINGLE WALL OVEN



Technical Details

- Fuel Type: Electric
- Construction: Built in
- Color: Stainless Steel
- Voltage: 240V 35A
- Frequency(Hz): 60Hz
- Cavity Capacity: 5.0 cu.ft
- Controls Type: TFT touch screen

Details(Upper oven/Lower oven)

- Blue Enamel Cavity
- Self Cleaning
- True Convection Fan
- Top Heater Element: 3500W
- Lower Heater Element: 3000W
- Convection Element: 1300W
- Cooking Modes: Bake/Convection Bake/Multi-Rack
Bake/Broil/Convection Roast/Warm/Pizza/Air Fry/Proof/Recipe/Self
Clean
- Oven Temperature Probe
- Oven Settings: Delay Start/Cook Time/Timer/Light/Clock/Sabbath
- Oven light: 40W
- Power Cord Length: 55inch
- Accessory: Air Fry Basket/Gliding Rack/Baking Sheet/Food Probe

Dimensions

- Product Dimensions(Inch): 30"W*25 1/8"D*28 1/2"H
- Cut-Out: 28 1/2"W*24"D*27 5/8"H
- Container load: 117 PCS/40HQ

AEW30ES

30 INCH SINGLE WALL OVEN



Technical Details


- Fuel Type: Electric
- Construction: Built in
- Color: Stainless Steel
- Voltage: 240V 35A
- Frequency(Hz): 60Hz
- Cavity Capacity: 5.0 cu.ft
- Controls Type: LCD touch screen with touch buttons

Details(Upper oven/Lower oven)

- Blue Enamel Cavity
- Self Cleaning
- True Convection Fan
- Top Element Power: 3500W
- Lower Element Power: 3000W
- Convection Element Power: 1300W
- Cooking Modes: Bake/Convection Bake/Broil/Convection Roast/Warm/Pizza/Air Fry/Proof
- Oven Temperature Probe
- Oven Settings: Delay Start/Cook Time/Timer/Light/Clock/Sabbath
- Oven light: 40W
- Power Cord Length: 55inch
- Accessory: Air Fry Basket/Oven Rack/Baking Sheet/Food Probe

Dimensions

- Product Dimensions(Inch): 30"W*25 1/8"D*28 1/2"H
- Cut-Out: 28 1/2"W*24"D*27 5/8"H
- Container load: 117 PCS/40HQ



TSO3001

30-Inch Built-In Air Fry Microwave Oven
with Drop-Down Door



Technical Details

- Installation Type: Built-in
- Color/Finish : Stainless Steel
- Cavity Capacity: 1.6 cu. ft.
- Microwave Power: 950W
- Top Heater Element: 1700W
- Lower Heater Element: 600W
- Convection Element: 1700W
- Circuit Breaker: 20 A
- Volts: 120 VAC
- Frequency: 60 Hz
- Accessories: Included Reversible Rack, Turntable, Ceramic Plate

Control Panel Details & Features

- Child Safety Lock: Panel Lock - Activate/deactivate childproof lock
- Control Lock: Yes
- Power Levels: 10
- Timer/Clock: Yes
- Start/Add-A-Minute Yes - add 30 seconds
- Cooking Modes: Soften/Melt, Defrost, Air Fry, Sensor Cook, Sensor Reheat, Popcorn, Beverage, Pizza, Broil and Convection Mode

Dimensions

- Product Dimensions: 29 13/16" W * 18 5/8" H * 21 1/4" D
- Package Dimension: 33 11/16" W * 22 1/16" H * 26" D
- Net Weight: 97lbs
- Gross Weight: 113lbs
- Loading Quantity: 176Pcs/40HQ

Certifications

- Certifications and Listings : CSA Certified

TSO2401

24-Inch Built-In Air Fry Microwave Oven
with Drop-Down Door



Technical Details

- Installation Type : Built-in
- Color/Finish : Stainless Steel
- Cavity Capacity : 1.6cu.ft
- Microwave Power : 950W
 - Top Heater Element : 1700W
 - Lower Heater Element : 600W
 - Convection Element : 1700W
- Circuit Breaker : 20A
- Volts :120V
- Frequency : 60Hz
- Accessories : Included Reversible Rack, Turntable, Ceramic Plate

Control Panel Details & Features

- Oven Settings : Timer, Lock, Clock
- Power Level : 10
- Cooking Modes : Soften/Melt, Defrost, Air Fry, Sensor Cook, Sensor Reheat, Popcorn, Beverage, Pizza, Broil and Convection Mode

Dimensions

- Product Dimension(W*D*H) : 23 7/16" x 22 1/4" x 17 31/32"
- Package Dimension(W*D*H) : 26 3/4" x 25 3/4" x 21 1/2"
- Net Weight : 93.7lbs
- Gross Weight : 106.9lbs
- Loading Quantity : 192Pcs/40HQ

Certifications

- Certifications and Listings : CSA Certified

PGC36F

36" 5 BURNERS GAS COOKTOP



Front



Back

Can Use PGC30F' Griddle (Cast Iron)

- Model: PGC36F
- Product dimensions: 36*21*3 11/16
- Maximum embedded dimensions: 33 7/8*19 1/8*
- Number of burners: 5
- Total BTU: 67500BTU
- Burner No.1 BTU(Front left): 12K(GL)
- Burner No.2 BTU(Rear left): 9K(GL)
- Burner No.3 BTU(Center): 22K(Dual Ring Sabaf)
- Burner No.4 BTU(Front right): 10K(GL)
- Burner No.5 BTU(Rear right): 6K(GL)
- Burner material : Except 22K is SABAF, the others are domestic aluminum burners
- Knob material: ABS
- Ion ignition: NO
- Illuminated knob decorative ring: NO
- Griddle: Optional (Cast Iron)
- Load Container: 504pcs/40HQ

PGC30F

30" 5 BURNERS GAS COOKTOP



Front



Back

- Model: PGC30F
- Product dimensions: 30*21*3 11/16
- Maximum embedded dimensions: 28 1/2*19 1/8*
- Number of burners: 5
- Total BTU: 67500BTU
- Burner No.1 BTU(Front left): 12K(GL)
- Burner No.2 BTU(Rear left): 9K(GL)
- Burner No.3 BTU(Center): 22K(Dual Ring Sabaf)
- Burner No.4 BTU(Front right): 10K(GL)
- Burner No.5 BTU(Rear right): 6K(GL)
- Burner material : Except 22K is SABAF, the others are domestic aluminum burners
- Knob material: ABS
- Ion ignition: NO
- Illuminated knob decorative ring: NO
- Griddle: Optional(Cast Iron)
- Load Container: 624pcs/40HQ

HRT3618U

36" range top



Top:

- LF: 1 single burner x 18,000BTU
- MF: 1 dual burner x 15,000BTU w/650BTU simmer
- RF: 1 single burner x 18000BTU
- REAR: 3 single burner x 12,000BTU
- Black Porcelain Drip Pan
- 3 x Heavy Duty Flat Cast-iron Cooking Grates

Control panel:

- SS Control panel
- 6 x high quality Zinc alloy control knobs
- Blue LED Light up the knobs

Fuel :NG/LPG

Electrical Requirements: 120V/60Hz

Product Dimension: 36"Lx27½"Wx7"H

Package Dimension: 38.7"(L)*30"(W)*13.8"(H)

Container load: 96PCS/20GP 232 PCS/40HQ

CSA certificate

HRT4806U

48" range top

**48 inch
Range Top**



Top:

- Front: 3 single burner x 18,000BTU
- Rear: 3 dual burner x 15,000BTU
- 18,000BTU stainless steel griddle
- Black Porcelain Drip Pan
- 3 x Heavy Duty Flat Cast-iron Cooking Grates

Control panel:

- SS Control panel
- 7 x high quality Zinc alloy control knobs
- Blue LED Light up the knobs

Fuel :NG/LPG

Electrical Requirements: 120V/60Hz

Product Dimension: 48"Lx27½"Wx9.2"H

Package Dimension: 51.4"(L)*30"(W)*14"(H)

Container load: 67PCS/20GP
159PCS/40HQ

CSA certificate

LGC3001

30" Gas Cooktop



Key Spec

- Outside(Max.) Cooktop Dimension: 30"W*21"D*4 2/5"H
- Cut-out Dimension: 28 5/8"W*19 1/2"D
- Fuel type:NG/LPG
- Color:Stainless steel
- Construction: built-in
- ABS knob without knob ring
- 304 SS drip pan

Cooktop

- Cast Iron 2-Piece Grates
- Right Front:9000 BTU, Right Rear:9000 BTU
- Left Front: 18000 BTU, Left Rear: 10000 BTU

Technical Information

- Voltage:110-120V, Frequency:60HZ

Accessories

- LP Conversion Kit


Package info

- Package dimension: 84cmW*61.5cmD*23cmH
- Container loading:623pcs/40HQ
- Package standard: 6A

CSA certificate

LGC3601

36" Gas Cooktop



Key Spec

- Outside(Max.) Cooktop Dimension: 36"W*21"D*4 2/5"H
- Cut-out Dimension: 34 5/8"*19 1/2"D
- Fuel type:NG/LPG
- Color:Stainless steel
- Construction: built-in
- ABS knob without knob ring
- 304 SS drip pan

Cooktop

- Cast Iron 3-Piece Grates
- 18K BTU power burner
- Right Front:6000 BTU, Right Rear:6000 BTU
- Center Front:18000 BTU, Center Rear:12000 BTU
- Left Front: 18000 BTU, Left Rear: 12000 BTU

Technical Information

- Voltage:110-120V, Frequency:60HZ

Accessories

- LP Conversion Kit

Package info

- Package dimension: 99.5cmW*61.5cmD*23cmH
- Container loading:505pcs/40HQ

CSA certificate

TWC1501

15" 33 bottles Built-in wine cooler



Spec

- Product Dimension: 15" Wx22 13/16"Dx34 1/4"H
- Net capacity--Litre 88L
- Capacity Bottle --33 Bottles
- Refrigerant :R600a
- Dual Temperature zone design: 41°F-68°F
- 100% HFC free & FCKW free
- Electrical Requirements: 110-120V/60HZ
- ETL certificated

Feature

- Compressor-powered cooling
- Built-in & free-standing installation
- Six beech wood shelves
- Blue LED Interior Light with switch
- Tempered double pane glass door
- Seamless Stainless steel door frame and handle
- Blue LED Touch pad digital control readout
- Adjustable thermostat
- No frost with interior fan circulating
- With Key & lock

Package

- UPC Code:6926697058923
- Net weight: 74lbs Gross Weight:84lbs
- Package Dimension:17.3"x25.6"x37"
- Loading qty: 216pcs/40HQ

TWC2403DI

24" Wide 162-Bottle Built-In Dual Zone Wine Cooler



Spec

- Product Dimension: 23.94" Wx27"Dx73.625"H
- Input Power:370W /3.2Amps
- Net capacity--Litre 458L
- Capacity Bottle --162 bottles
- Refrigerant R600a
- Dual Temperature zone design:Upper Zone 41-56°F Lower Zone 54-64°F
- Electrical Requirements: 110V/60HZ
- ETL certificated

Feature

- Compressor-powered cooling
- Built-in & free-standing installation
- 13 Roll-Out Wood racks and 1 drawer/1 display
- Three colors of light
- Tempered three pane glass door
- With DEMO Model
- With Sabaath model
- Stainless steel door frame and handle
- Blue LED Touch pad digital control readout
- Adjustable thermostat
- No frost with interior fan circulating

Package

- UPC Code:6926697058558
- Net weight: 262lbs Gross Weight:288lbs
- Package Dimension:25.8"W*29"D*80.3"H
- Loading qty: 54PCS/40HQ
- **MOQ:50PCS**

HRG3080U

30" freestanding gas range



30 inch
freestanding
gas range

Cooktop:

- 1 dual burner x 15000BTU
- 1 single burner x 18000BTU
- 2 single burner x 12000BTU
- Black Porcelain Drip Pan
- 3 x Flat cast-iron cooking grates
- Automatic re-ignition if the burner flame extinguishes

Control panel:

- SS Control panel
- 5 x high quality control knobs

Oven:

- 5.0 cu.ft oven capacity
- Tube broil burner: 1 x 13000BTU;
- U shape bake burner: 1 x 22000BTU
- Blue porcelain oven interior
- Commercial convection fan circulates heat for even distribution
- 2 x Halogen Lights increase visibility for the oven interior
- Thermostatically Controlled to attain the right temperature
- Two nickel plated oven racks with telescope slide

Electrical Requirements: 120V/60Hz/15 or 20A

Product Dimension: 30"Lx27½"Wx39"H

Package Dimension: 32.3"L x 29.1"W x 44"H

Container load: 84 PCS/40HQ

CSA certificate

LRG3001U

30" freestanding gas range



30 inch
freestanding
gas range

Cooktop:

- Front Left (Single) 18,000 BTU
- Front Right (Single) 8,000 BTU
- Rear Left (Single) 4,000 BTU
- Rear Right (Single) 6,000 BTU
- Middle (Oval) 9,000 BTU
- Cooking grate: cast iron, flat
- Black porcelain drip pan

Oven:

- 5.0 cu.ft oven capacity
- Tube broil burner: 1 x 10,000BTU;
- U shape burner: 1 x 18,500BTU
- 1x Halogen Light
- Grey porcelain oven interior
- Commercial convections fan
- Two black porcelain oven racks
- Three layers glass window
- Storage drawer

Package:

Product Dimension: 30"L*29"D*38"H

package dimension: 33"*30"*44.5"

Container load: 84PCS/40HQ

CSA certificate

MODEL NO: TWC24UL



24Inch Backlight wine cooler

Features

- 1. Stainless steel door with wide cover / 2 layers Glass / Black Casing
- 2. Stainless steel with engrave Handle
- 3. Amber LED interior backlight / Stainless Steel inner
- 4. 2 large + 2 small shelves made by wood or steel with stainless steel front

Technical Details

- 5. Electrical temperature control with LED display
- 1. Power Voltage: 110V / 50Hz
- 2. Power Input: 80W / 0.7A
- 3. Temperature Range: 41°F ~ 64.4°F / 5 ~ 18°C
- 4. Type of Cooling : No frost with interior fan circulating
- 5. Cooling System: Compressor Cooling
- 6. Volume: 5.3cuft / 152L / 45 bottles
- 7. Noise Level dB(A): 42dB
- 8. ETL / DOE

Dimension

- 1. Product Size (W*D*H): 23 7/16" * 23 7/16" * 34 1/4" / 596x595x870mm
- 2. Carton Size (W*D*H): 27 3/16" * 27 3/16" * 37 3/8" / 690x690x950mm
- 3. Net Weight: 114.2lbs / 53kg
- 4. Gross Weight: 128.75lbs / 55kg
- 5. Loading quantity 40HQ: 140 pcs

TRF3601FD

36 Inch Professional French Door Refrigerator with Ice and Water Dispenser



Spec

- Product Dimension: 35 13/16" x 29" x 69 13/16"
- Net Capacity: Total (cu.ft): 21.6
- Freezer (cu.ft): 6.49
- Refrigerator (cu.ft): 12.64
- Electrical Requirements: 110V/60HZ
- UL/CUL/Energy Star certified

Feature

- Type: French door counter depth
- Showcase LED lighting
- Defrosting: Automatic
- Refrigerant: R600a
- Foam Blowing Agent: Cyclopentane
- Flex drawer
- Multi-air flow
- Total no frost
- Automatic ice maker & water dispenser
Cube · Water · Crushed, 3 modes for choices
- Triple cool systems
- Gallon size rack/ 6 LED Lights/ Retractable Shelf/Tilt-Bin
- Stainless steel door and grip handle

Package

- Net weight: 339.86 lbs Gross Weight: 361.91 lbs
- Package Dimension: 38 3/16" x 30 5/8" x 72 3/8"
- Loading qty: 48 pcs/40HQ
MOQ: 48PCS

TRF3602

36 Inch Professional French Door Refrigerator with Freezer Drawers



Spec

- Product Dimension: 36" x 29.02" x 69.72"
- Net Capacity: Total (cu.ft): 22.5
- Freezer (cu.ft): 6.5
- Refrigerator (cu.ft): 16
- Electrical Requirements: 110V/60HZ
- UL/CUL/Energy Star certified

Feature

- Type: French door counter depth
- Showcase LED lighting
- Defrosting: Automatic
- Refrigerant: R600a
- Foam Blowing Agent: Cyclopentane
- Two separate slide-out drawers
- Multi-air flow
- Total no frost
- Automatic ice maker
- Six (6) one gallon door storage bins
- Fingerprint Resistant Stainless Steel Finish

Package

- Net weight: 284.4 lbs Gross Weight: 297.6 lbs
- Package Dimension: 38 3/16" * 30 9/16" * 73 13/16"
- Loading qty: 48 pcs/40HQ
- MOQ: 48PCS

TIM1501

15" Wide Built-In Automatic Indoor Ice Maker Spec



- Product Dimension: 15"Wx23.6"Dx33.5"H
- Input Power:12.2 kWh/100 lbs of ice
- Refrigerant :R134a, 3.88 oz
- Power Plug: 76 inch
- Electrical Requirements: 110V-120V/60HZ
- UL certificated
- Accessories: Water supply hose:71inch
Drain hose:59inch
Ice scoop:white
manual*1

Feature

- Built-in Type
- Exterior Finish: stainless steel
- Internal pump allows more flexibility in placing the unit Reversible door
- Ice-making capacity:50 lbs/day
- Maximum ice storage: 25lbs
- Features:Automatic Ice Level Control/Shutoff,Filtered Ice,Removable Basket
- Ice Shape:Cube
- Ice cube dimensions:7/8" x 7/8" x 7/8"
- Lighting:White LED Interior Light
- Door:Reversible door (for right or left swing)

Package

- UPC Code:6926697045688
- Net weight: 84lbs Gross Weight:94lbs
- Package Dimension:17.9"W*28.3"D*36"H
- Loading qty: 80pcs/20GP 166pcs/40HQ
- **MOQ:80PCS**



HRH3007

Thorkitchen 30 inch ss wall mount range hood



Spec

- 30" width
- Wall mount design
- Touch control with display
- 3 speed
- 600 CFM airflow
- Certificate:ETL

Feature

- Clean canopy design
- Easy installation
- Durable brushed stainless steel
- Easy lamp replacement, without tools
- Extension chimney included
- 1 Dual 3.5W LED lamp with GU10 base
- Large, full baffle filter design, mesh filter optional
- Remote control
- Clock shown, delay off, filter clean reminder
- Vertical vent diameter 6" round

Package

- UPC:6926697001233
- Net weight: 28.2lbs Gross Weight:35.3lbs
- Product Size (W*D*H): 30"x19-3/4"x11 " / 762x500x280mm
- Package Dimension(W*D*H): 33-1/5 " x15.51 " x23.82 " /844x394x605mm
Loading qty(20GP/40GP/40HQ): 118/252/336pcs

HRH3607

Thorkitchen 36 inch ss wall mount range hood



Spec

- 36" width
- Wall mount design
- Touch control with display
- 3 speed
- 600 CFM airflow
- Certificate:ETL

Feature

- Clean canopy design
- Easy installation
- Durable brushed stainless steel
- Easy lamp replacement, without tools
- Extension chimney included
- 1 Dual 3.5W LED lamp with GU10 base
- Large, full baffle filter design, mesh filter optional
- Remote control
- Clock shown, delay off, filter clean reminder
- Vertical vent diameter 6" round

Package

- UPC:6926697011119
- Net weight: 30.2lbs Gross Weight:38.6lbs
- Product Size (W*D*H): 36"x19-3/4"x11 " / 898x500x280mm
- Package Dimension(W*D*H): 37-3/5 " x15.67 " x23.82 " /955x398x605mm
Loading qty(20GP/40GP/40HQ): 108/222/296pcs
- **MOQ:100PCS**

Pizza Oven - HPO05TS-B

- Countertop Pizza Oven (Wood Only)



Description

- Material: Stainless Steel #430
- Color: SS / Black Enamel optional
- Firebrick inside the oven
- Cooking Time: 5 minutes
- Dimension: 82*73*120cm(W*D*H)
- Cooking Area: 0.48m² (64cm×75cm)
- Wood fuel
- With adjustable feet on the bottom

Package

- Carton Size: 85×85×60cm
- container load (without pallet): 103 Pcs/40HQ

Pizza Oven - HPO05TG-C

- Countertop Gas & wood fired Pizza Oven



Description

- Material: Stainless Steel #430
- Color: SS / Black Enamel optional
- Firebrick inside the oven
- Heating Time: 20-30 minutes
- Dimension: 82*73*120cm (W*D*H)
- Cooking Area: 0.48m² (64cm × 75cm)
- With adjustable feet on the bottom
- Wood fuel & gas
- 1*35000BTU Burner
- **CSA/CE certificated**

Package

- Carton Size: 85 × 85 × 60cm
- container load (without pallet): 103 Pcs/40HQ

Portable BBQ - HGG2005U



Description

- Square main lid
- 430 SS lid with SS tube handle
- SS cooking grid
- 430SS grease tray
- SS flame tamer
- Cooking area:46.5cm*28.5cm
- 12000BTU- U Shape SS main burner
- Piezoelectric ignition
- With brown box

CSA/AGA certified

Package

- Product Dimension:50*40*30cm
- Package Dimension: 61*39*32cm
- Container load: 420PCS/20GP 798PCS/40GP

- HGG2001A load : 864 Pcs /40HQ
- HGG2005U load : 870 pcs/40HQ

Portable BBQ - HGG2012U



Description

- All 430SS Construction
- SS Grid
- 2 for Main Burners
- 10,000BTU for a main burner
- 2 SS flame tamers
- 2 SS U shape burners
- 2 Push and turn Knobs
- Foldable Legs
- Cooking area : 52*33cm

CSA/AGA certificated

Package

- Product dimension:55*46*38cm
- Package dimension:68*51*35cm
- Container loading : 219pcs/20GP 442pcs/40GP
490pcs/40HQ

Outdoor Kitchen Grill - MC04SB

- Outdoor Freestanding Gas Grill with 4 Burners + Bottom Storage



Description

- Black powder coated Construction
- 4*12000BTU /3.5KW Burners
- Cooking area: 425X770MM
- Cooking grate: SS304 Composite grid, Warming Rack: SS304
- Gas Type: LP gas; Rotisserie kit
- 2 halogen lamps
- Black front door
- 4x3" caster: 2 with brake, 2 without

Measure

- Product Size: 770*591*504mm,
- Package Size: 930mm*640mm*620mm,
- Product Dimension: 1219*660.4*962.1mm,
- Package Dimension: 1300mm*740mm*1015mm

Outdoor Island Grill - HGG6006S-S

➤ Kitchen Units & BBQ



Description

- Dimension :1470x600x1240mm
- Material: Stainless Steel #430
- 1* BBQ+ 2* Door Cabiner+3 Drawer Cabinet
- Main burner 6*13000BTU
- Side burner 1*12000BTU
- back burner 1*15000BTU
- 3pcs stainless steel grids on BBQ grill
- 1pcs stainless steel grids on Side Burner
- Warmnig rack
- Fire box cooking area:960X455mm
- 4 metal casstors, 2 with locking
- Included Regulator and gas hose
- Certificate: CSA,CE,IMPO
- SS304 material is Available

Package :

- honeycomb carton with pallet,1560x690x1300mm
- container Loading:46pcs/40HQ

Outdoor 4MB+1RB Gas Grill- MK10SS430S



Description

- Stainless Steel Construction
- Grill Firebox/ Lid/ Cart panels/ Side Shelves: SS304
- 4*10000BTU Burners, 13000BTU Infrared Rear Burner, Rotisserie kit
- Cooking grate: SS304 Composite grid,
- Warming Rack: SS304
- Gas Type: LP gas
- 2 Halogen lamps,
- 5 ABS Knobs with blue LED lights
- 2 Doors: Stainless Steel Construction with soft close
- Product Size (W*D*H) : 56.9* 22.83* 48.03(Inch)
- Package: 53.54* 28* 48.6"(Inch)
- Including Rpet Cover

Loading qty: 170 pcs/40'HQ